



# Wakefield Park Raceway

## Round 3 : April 16 - 18



FINANCIAL SERVICES  
YAMAHA FINANCE R3 CUP



Date: 17/04/21  
Event: R04  
Weather: Partly cloudy - Temp: 18.3C  
Track: Dry - Temp: 27.5C

### Race 1

Started at: 16:14:07  
Laps: 8  
Starters: 25  
Printed at: 16:29

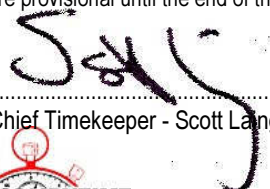
### PROVISIONAL CLASSIFICATION


Pos	No	Name	Machine	Laps	Race Time	Behind Leader	Behind Prev	Fastest Lap	On Lap
1	72	Ben BAKER (NSW) / Yamaha / YRD / Shoei / Alpinestar / West Sliders / Maxima /SCK	Yamaha YZF-R3	8	8:46.537			1:04.999	5
2	69	Archie McDONALD (NSW) / ProGP Racing Junior Team / GB Racing / Bonamici Racing / Signpro / Pro-bolt	Yamaha YZF-R3	8	8:53.137	6.600	6.600	1:05.704	2
3	36	Angus GRENFELL (VIC) / ABU Group / Just Investments / Peek Visual /Ricondi / TERRA / Speed Angle	Yamaha YZF-R3	8	8:57.949	11.412	4.812	1:05.833	8
4	39	Glenn NELSON (QLD) / Buddys Pest Control / Dynoverks / XXX Suspension	Yamaha YZF-R3	8	8:58.158	11.621	.209	1:06.156	8
5	121	Reece OUGHTRED (VIC) / Dynoverks / TT M-cycles / Flux Fitness / The JAGS / Signpro / LS2 Helmets	Yamaha YZF-R3	8	8:58.378	11.841	.220	1:06.183	7
6	3	Cameron DUNKER (NSW) / GTR MotoStars Team / RS&C / Doctor Mak / Yamaha / YRD / Link / Pirelli	Yamaha YZF-R3	8	8:58.523	11.986	.145	1:06.143	8
7	78	Caleb GILMORE (MWT) / Metcher Motorsport / Siemec / Fusport / Yamaha / YRD / Yamalube	Yamaha YZF-R3	8	8:58.830	12.293	.307	1:06.021	7
8	11	Brandon DEMMERY (NSW) / Motocity / Valor Developments / Jekyl & Hyde / PTT Lubricants / Addicted to Track	Yamaha YZF-R3	8	8:59.295	12.758	.465	1:06.292	6
9	58	Lucas QUINN (QLD)	Yamaha YZF-R3	8	8:59.314	12.777	.019	1:06.078	8
10	35	Varis FLEMING (VIC) / MotoGo / Suspension Pro	Yamaha YZF-R3	8	9:00.139	13.602	.825	1:06.273	7
11	99	Jacob HATCH (NSW) / Motocity / Valor Developments / Jekyl & Hyde / PTT Lubricants / Addicted to Track	Yamaha YZF-R3	8	9:03.063	16.526	2.924	1:06.503	5
12	110	Zakary PETTENDY (NSW) / bikesales.com.au	Yamaha YZF-R3	8	9:07.176	20.639	4.113	1:07.123	7
13	49	Jake FARNSWORTH (NSW) / Full Noise Racing / Freestyle Tattoo Studio / Worth Race Developments	Yamaha YZF-R3	8	9:07.982	21.445	.806	1:07.044	8
14	355	Laura BROWN (NSW) / Bikebiz	Yamaha YZF-R3	8	9:08.415	21.878	.433	1:07.242	8
15	181	Liam WATERS (QLD) / Moto Shed / K1 Racing	Yamaha YZF-R3	8	9:08.805	22.268	.390	1:07.230	6
16	63	Clay CLEGG (NSW) / Williamson Bros / Akubra / Mavin Truck Centre / Central West Electrical	Yamaha YZF-R3	8	9:09.036	22.499	.231	1:07.305	5
17	20	Jonathan NAHLOUS (NSW) / Complete AV / Anderson Stands / Bikebiz and Race Dynamics	Yamaha YZF-R3	8	9:09.701	23.164	.665	1:07.097	6
18	12	Henry SNELL (QLD) / Ricondi / AGV	Yamaha YZF-R3	8	9:11.173	24.636	1.472	1:07.651	8
19	25	Brodie GAWITH (VIC) / AGV Helmets / Ricondi	Yamaha YZF-R3	8	9:11.244	24.707	.071	1:07.205	8
20	45	Jamie PORT (VIC) / Yamaha / AGV / Pirelli / Motul / Ricondi / Verafire	Yamaha YZF-R3	8	9:16.960	30.423	5.716	1:08.217	8
21	222	Lincoln KNIGHT (NSW) / Knights Fencing / Excite Motorsports	Yamaha YZF-R3	8	9:18.207	31.670	1.247	1:07.974	5
22	279	Hayden NELSON (NSW)	Yamaha YZF-R3	8	9:18.212	31.675	.005	1:08.026	5
23	91	Taiyo AKSU (QLD) / OPRACING / MMM Motorcycles	Yamaha YZF-R3	8	9:33.568	47.031	15.356	1:07.635	2
24	444	Ryan MOSCARDINI (QLD) / NQ Flooring / Sun City Yamaha / Fastbike tyres / Blue Dog Racing / Nolan	Yamaha YZF-R3	8	9:35.915	49.378	2.347	1:10.229	4
DNF	22	Zackary JOHNSON (VIC) / Earmold Aust. / Grinning Dingo Aust. / Rebuilder / Prebuild Solutions	Yamaha YZF-R3	6	6:55.646	1 Lap		1:06.376	3


Fastest Lap was 1:04.999 by Ben BAKER (NSW)

New race lap record for R3 class - Previous: 1:05.600 by Max STAUFFER (NSW) on a Yamaha YZF-R3 set on 24/03/19

The results are provisional until the end of the time limit for protests and appeals.

  
Chief Timekeeper - Scott Laing

  
Race Director - Tom Williams

  
Clerk of Course - Paul Hinds



[www.computime.com.au](http://www.computime.com.au)  
COMPUTIME RACE TIMING SYSTEMS PTY LTD





# Wakefield Park Raceway

## Round 3 : April 16 - 18



FINANCIAL SERVICES  
YAMAHA FINANCE R3 CUP



Date: 17/04/21  
Event: R04  
Weather: Partly cloudy - Temp: 18.3C  
Track: Dry - Temp: 27.5C


### Race 1


Started at: 16:14:07  
Laps: 8  
Starters: 25  
Printed at: 16:29


### PROVISIONAL LAP TIMES

No	Name	Lap 1	Lap 2	Lap 3	Lap 4	Lap 5	Lap 6	Lap 7	Lap 8
3	Cameron DUNKER (NSW)	1:12.245	1:07.180	1:06.970	1:06.493	1:07.085	1:06.202	1:06.205	<b>1:06.143</b>
11	Brandon DEMMERY (NSW)	1:12.540	1:06.906	1:07.236	1:06.758	1:06.328	<b>1:06.292</b>	1:06.783	1:06.452
12	Henry SNELL (QLD)	1:15.925	1:08.424	1:07.900	1:07.963	1:07.750	1:07.834	1:07.726	<b>1:07.651</b>
20	Jonathan NAHLOUS (NSW)	1:16.295	1:07.947	1:08.007	1:07.914	1:07.250	<b>1:07.097</b>	1:07.325	1:07.866
22	Zackary JOHNSON (VIC)	1:14.658	1:06.503	<b>1:06.376</b>	1:06.526	1:06.748	1:14.835		
25	Brodie GAWITH (VIC)	1:17.295	1:07.937	1:08.358	1:07.310	1:07.396	1:08.298	1:07.445	<b>1:07.205</b>
35	Varis FLEMING (VIC)	1:13.796	1:06.993	1:06.488	1:06.741	1:06.342	1:06.732	<b>1:06.273</b>	1:06.774
36	Angus GRENFELL (VIC)	1:11.991	1:07.349	1:06.773	1:06.472	1:06.488	1:06.677	1:06.366	<b>1:05.833</b>
39	Glenn NELSON (QLD)	1:12.653	1:06.290	1:07.013	1:06.573	1:06.418	1:06.669	1:06.386	<b>1:06.156</b>
45	Jamie PORT (VIC)	1:17.882	1:08.511	1:08.696	1:08.508	1:08.369	1:08.527	1:08.250	<b>1:08.217</b>
49	Jake FARNSWORTH (NSW)	1:15.748	1:08.156	1:07.769	1:07.455	1:07.142	1:07.410	1:07.258	<b>1:07.044</b>
58	Lucas QUINN (QLD)	1:13.484	1:06.397	1:07.057	1:06.800	1:06.563	1:06.458	1:06.477	<b>1:06.078</b>
63	Clay CLEGG (NSW)	1:15.346	1:08.649	1:07.944	1:07.609	<b>1:07.305</b>	1:07.413	1:07.320	1:07.450
69	Archie McDONALD (NSW)	1:10.728	<b>1:05.704</b>	1:05.991	1:06.195	1:06.000	1:06.233	1:06.094	1:06.192
72	Ben BAKER (NSW)	1:10.604	1:05.404	1:05.127	1:05.292	<b>1:04.999</b>	1:05.008	1:05.020	1:05.083
78	Caleb GILMORE (MWT)	1:13.092	1:06.409	1:07.106	1:06.758	1:06.772	1:06.347	<b>1:06.021</b>	1:06.325
91	Taiyo AKSU (QLD)	1:16.990	<b>1:07.635</b>	1:07.838	1:08.673	1:07.919	1:25.620	1:09.444	1:09.449
99	Jacob HATCH (NSW)	1:13.210	1:07.087	1:07.076	1:07.223	<b>1:06.503</b>	1:07.175	1:06.981	1:07.808
110	Zakary PETTENDY (NSW)	1:15.187	1:08.249	1:07.558	1:07.535	1:07.166	1:07.142	<b>1:07.123</b>	1:07.216
121	Reece OUGHTRED (VIC)	1:12.002	1:06.728	1:07.275	1:06.885	1:06.261	1:06.821	<b>1:06.183</b>	1:06.223
181	Liam WATERS (QLD)	1:15.017	1:08.442	1:07.871	1:07.897	1:07.469	<b>1:07.230</b>	1:07.317	1:07.562
222	Lincoln KNIGHT (NSW)	1:17.960	1:08.992	1:08.779	1:08.322	<b>1:07.974</b>	1:09.142	1:08.495	1:08.543
279	Hayden NELSON (NSW)	1:17.644	1:09.271	1:08.798	1:08.863	<b>1:08.026</b>	1:08.456	1:08.616	1:08.538
355	Laura BROWN (NSW)	1:15.250	1:07.859	1:07.866	1:07.689	1:07.400	1:07.624	1:07.485	<b>1:07.242</b>
444	Ryan MOSCARDINI (QLD)	1:18.941	1:10.970	1:10.925	<b>1:10.229</b>	1:10.640	1:11.171	1:11.781	1:11.258

The results are provisional until the end of the time limit for protests and appeals.

  
Chief Timekeeper - Scott Laing

  
Race Director - Tom Williams

  
Clerk of Course - Paul Hinds



[www.computime.com.au](http://www.computime.com.au)  
COMPUTIME RACE TIMING SYSTEMS PTY LTD





# Wakefield Park Raceway

## Round 3 : April 16 - 18



### FINANCIAL SERVICES YAMAHA FINANCE R3 CUP



Date: 17/04/21  
Event: R04  
Weather: Partly cloudy - Temp: 18.3C  
Track: Dry - Temp: 27.5C

### Race 1

Started at: 16:14:07  
Laps: 8  
Starters: 25  
Printed at: 16:29

### PROVISIONAL SPLIT TIMES

Lap	Split 1	Split 2	Split 3	Lap Time	Lap	Split 1	Split 2	Split 3	Lap Time
<b>3 Cameron DUNKER (NSW) (6th)</b>					5	18.681	24.141	23.926	1:06.748
1	24.139	24.211	23.895	1:12.245	6	<b>18.421</b>	23.893	32.521	1:14.835
2	18.698	24.479	24.003	1:07.180	<b>25 Brodie GAWITH (VIC) (19th)</b>				
3	18.702	24.326	23.942	1:06.970	1	26.696	25.378	25.221	1:17.295
4	18.506	24.141	23.846	1:06.493	2	19.061	24.575	24.301	1:07.937
5	18.499	24.531	24.055	1:07.085	3	18.949	24.862	24.547	1:08.358
6	<b>18.259</b>	23.966	23.977	1:06.202	4	18.834	24.296	<b>24.180</b>	1:07.310
7	18.586	23.965	<b>23.654</b>	1:06.205	5	18.806	24.323	24.267	1:07.396
8	18.506	<b>23.873</b>	23.764	<b>1:06.143</b>	6	18.770	24.757	24.771	1:08.298
<b>11 Brandon DEMMERY (NSW) (8th)</b>					7	18.893	<b>24.189</b>	24.363	1:07.445
1	23.921	24.608	24.011	1:12.540	8	<b>18.579</b>	24.386	24.240	<b>1:07.205</b>
2	18.720	24.030	24.156	1:06.906	<b>35 Varis FLEMING (VIC) (10th)</b>				
3	19.085	24.154	23.997	1:07.236	1	25.226	24.372	24.198	1:13.796
4	18.744	24.145	23.869	1:06.758	2	18.746	24.096	24.151	1:06.993
5	18.371	24.019	23.938	1:06.328	3	18.604	23.995	23.889	1:06.488
6	<b>18.296</b>	<b>23.894</b>	24.102	<b>1:06.292</b>	4	18.728	24.238	23.775	1:06.741
7	19.052	23.961	<b>23.770</b>	1:06.783	5	<b>18.536</b>	24.018	23.788	1:06.342
8	18.548	23.942	23.962	1:06.452	6	18.719	<b>23.772</b>	24.241	1:06.732
<b>12 Henry SNELL (QLD) (18th)</b>					7	18.571	24.060	<b>23.642</b>	<b>1:06.273</b>
1	26.372	25.041	24.512	1:15.925	8	18.549	23.858	24.367	1:06.774
2	18.885	24.917	24.622	1:08.424	<b>36 Angus GRENFELL (VIC) (3rd)</b>				
3	18.711	24.592	24.597	1:07.900	1	23.395	24.148	24.448	1:11.991
4	18.599	24.669	24.695	1:07.963	2	18.683	24.264	24.402	1:07.349
5	18.921	24.478	<b>24.351</b>	1:07.750	3	18.377	24.437	23.959	1:06.773
6	<b>18.547</b>	24.600	24.687	1:07.834	4	18.459	24.144	<b>23.869</b>	1:06.472
7	18.683	<b>24.414</b>	24.629	1:07.726	5	18.400	24.217	23.871	1:06.488
8	18.768	24.508	24.375	<b>1:07.651</b>	6	18.204	24.006	24.467	1:06.677
<b>20 Jonathan NAHLOUS (NSW) (17th)</b>					7	18.528	23.968	23.870	1:06.366
1	26.494	25.186	24.615	1:16.295	8	<b>18.108</b>	<b>23.809</b>	23.916	<b>1:05.833</b>
2	18.686	24.955	24.306	1:07.947	<b>39 Glenn NELSON (QLD) (4th)</b>				
3	18.678	24.534	24.795	1:08.007	1	24.266	24.345	24.042	1:12.653
4	18.713	24.690	24.511	1:07.914	2	18.480	23.949	23.861	1:06.290
5	18.762	<b>24.142</b>	24.346	1:07.250	3	18.383	24.361	24.269	1:07.013
6	<b>18.499</b>	24.241	24.357	<b>1:07.097</b>	4	18.422	24.120	24.031	1:06.573
7	18.586	24.534	<b>24.205</b>	1:07.325	5	<b>18.361</b>	24.061	23.996	1:06.418
8	18.544	24.839	24.483	1:07.866	6	18.489	23.948	24.232	1:06.669
<b>22 Zackary JOHNSON (VIC) (DNF)</b>					7	18.500	<b>23.851</b>	24.035	1:06.386
1	25.566	24.805	24.287	1:14.658	8	18.447	23.908	<b>23.801</b>	<b>1:06.156</b>
2	18.650	23.893	23.960	1:06.503	<b>45 Jamie PORT (VIC) (20th)</b>				
3	18.458	24.076	<b>23.842</b>	<b>1:06.376</b>	1	27.132	25.752	24.998	1:17.882
4	18.735	<b>23.722</b>	24.069	1:06.526					

*Scott Laing*  
Chief Timekeeper - Scott Laing

*Tom Williams*  
Race Director - Tom Williams

*Paul Hinds*  
Clerk of Course - Paul Hinds





# Wakefield Park Raceway

## Round 3 : April 16 - 18



### FINANCIAL SERVICES YAMAHA FINANCE R3 CUP



Date: 17/04/21  
Event: R04  
Weather: Partly cloudy - Temp: 18.3C  
Track: Dry - Temp: 27.5C

### Race 1

Started at: 16:14:07  
Laps: 8  
Starters: 25  
Printed at: 16:29

### PROVISIONAL SPLIT TIMES

Lap	Split 1	Split 2	Split 3	Lap Time	Lap	Split 1	Split 2	Split 3	Lap Time
2	18.920	24.869	<b>24.722</b>	1:08.511	7	18.358	23.647	24.089	1:06.094
3	18.933	24.667	25.096	1:08.696	8	<b>18.297</b>	23.737	24.158	1:06.192
4	<b>18.779</b>	24.826	24.903	1:08.508	<b>72 Ben BAKER (NSW) (1st)</b>				
5	18.782	24.786	24.801	1:08.369	1	22.768	23.783	24.053	1:10.604
6	19.184	24.598	24.745	1:08.527	2	18.193	23.539	23.672	1:05.404
7	18.913	<b>24.529</b>	24.808	1:08.250	3	18.131	23.384	23.612	1:05.127
8	18.838	24.635	24.744	<b>1:08.217</b>	4	<b>18.043</b>	23.580	23.669	1:05.292
<b>49 Jake FARNSWORTH (NSW) (13th)</b>					5	18.062	23.435	<b>23.502</b>	<b>1:04.999</b>
1	26.197	25.065	24.486	1:15.748	6	18.113	<b>23.374</b>	23.521	1:05.008
2	18.872	25.009	24.275	1:08.156	7	18.080	23.391	23.549	1:05.020
3	18.633	24.642	24.494	1:07.769	8	18.079	23.473	23.531	1:05.083
4	18.578	24.550	24.327	1:07.455	<b>78 Caleb GILMORE (MWT) (7th)</b>				
5	<b>18.443</b>	24.436	<b>24.263</b>	1:07.142	1	24.824	24.287	23.981	1:13.092
6	18.584	24.470	24.356	1:07.410	2	18.545	23.895	23.969	1:06.409
7	18.678	<b>24.077</b>	24.503	1:07.258	3	18.480	24.215	24.411	1:07.106
8	18.568	24.080	24.396	<b>1:07.044</b>	4	18.645	24.147	23.966	1:06.758
<b>58 Lucas QUINN (QLD) (9th)</b>					5	18.635	24.076	24.061	1:06.772
1	25.003	24.366	24.115	1:13.484	6	<b>18.272</b>	23.947	24.128	1:06.347
2	18.657	23.944	<b>23.796</b>	1:06.397	7	18.521	<b>23.865</b>	<b>23.635</b>	<b>1:06.021</b>
3	18.508	24.409	24.140	1:07.057	8	18.552	24.052	23.721	1:06.325
4	18.681	24.130	23.989	1:06.800	<b>91 Taiyo AKSU (QLD) (23th)</b>				
5	18.594	24.046	23.923	1:06.563	1	26.788	25.430	24.772	1:16.990
6	<b>18.394</b>	24.000	24.064	1:06.458	2	18.782	24.508	<b>24.345</b>	<b>1:07.635</b>
7	18.601	23.939	23.937	1:06.477	3	<b>18.763</b>	24.463	24.612	1:07.838
8	18.416	<b>23.835</b>	23.827	<b>1:06.078</b>	4	18.898	25.005	24.770	1:08.673
<b>63 Clay CLEGG (NSW) (16th)</b>					5	18.918	<b>24.419</b>	24.582	1:07.919
1	26.137	24.954	24.255	1:15.346	6	18.850	40.929	25.841	1:25.620
2	19.236	24.926	24.487	1:08.649	7	19.369	24.909	25.166	1:09.444
3	18.885	<b>24.389</b>	24.670	1:07.944	8	19.224	24.881	25.344	1:09.449
4	<b>18.562</b>	24.912	24.135	1:07.609	<b>99 Jacob HATCH (NSW) (11th)</b>				
5	18.602	24.482	24.221	<b>1:07.305</b>	1	24.618	24.205	24.387	1:13.210
6	18.614	24.543	24.256	1:07.413	2	18.667	23.956	24.464	1:07.087
7	18.722	24.544	24.054	1:07.320	3	18.452	24.219	24.405	1:07.076
8	18.664	24.820	<b>23.966</b>	1:07.450	4	19.353	<b>23.848</b>	24.022	1:07.223
<b>69 Archie McDONALD (NSW) (2nd)</b>					5	18.629	23.951	<b>23.923</b>	<b>1:06.503</b>
1	23.012	23.684	24.032	1:10.728	6	<b>18.423</b>	23.869	24.883	1:07.175
2	18.316	<b>23.576</b>	<b>23.812</b>	<b>1:05.704</b>	7	18.584	23.969	24.428	1:06.981
3	18.371	23.611	24.009	1:05.991	8	18.858	24.397	24.553	1:07.808
4	18.368	23.696	24.131	1:06.195	<b>110 Zakary PETTENDY (NSW) (12th)</b>				
5	18.350	23.773	23.877	1:06.000	1	25.330	25.142	24.715	1:15.187
6	18.402	23.639	24.192	1:06.233					

*Scott Laing*  
Chief Timekeeper - Scott Laing

*Tom Williams*  
Race Director - Tom Williams

*Paul Hinds*  
Clerk of Course - Paul Hinds





# Wakefield Park Raceway

## Round 3 : April 16 - 18



FINANCIAL SERVICES  
YAMAHA FINANCE R3 CUP



Date: 17/04/21  
Event: R04  
Weather: Partly cloudy - Temp: 18.3C  
Track: Dry - Temp: 27.5C

### Race 1

Started at: 16:14:07  
Laps: 8  
Starters: 25  
Printed at: 16:29

### PROVISIONAL SPLIT TIMES

Lap	Split 1	Split 2	Split 3	Lap Time	Lap	Split 1	Split 2	Split 3	Lap Time
2	18.989	24.847	24.413	1:08.249	7	19.339	24.679	24.477	1:08.495
3	18.517	24.757	24.284	1:07.558	8	19.348	24.705	24.490	1:08.543
4	18.751	24.533	<b>24.251</b>	1:07.535	<b>279 Hayden NELSON (NSW) (22th)</b>				
5	<b>18.382</b>	24.500	24.284	1:07.166	1	26.975	25.568	25.101	1:17.644
6	18.488	24.261	24.393	1:07.142	2	19.344	24.760	25.167	1:09.271
7	18.529	<b>24.189</b>	24.405	<b>1:07.123</b>	3	19.029	24.821	24.948	1:08.798
8	18.425	24.454	24.337	1:07.216	4	19.327	24.761	24.775	1:08.863
<b>121 Reece OUGHTRED (VIC) (5th)</b>					5	<b>18.936</b>	<b>24.490</b>	24.600	<b>1:08.026</b>
1	23.542	24.475	23.985	1:12.002	6	19.088	24.749	24.619	1:08.456
2	18.460	24.296	23.972	1:06.728	7	19.066	24.653	24.897	1:08.616
3	18.349	24.747	24.179	1:07.275	8	19.453	24.837	<b>24.248</b>	1:08.538
4	19.029	24.167	23.689	1:06.885	<b>355 Laura BROWN (NSW) (14th)</b>				
5	<b>18.272</b>	24.285	23.704	1:06.261	1	25.973	24.903	24.374	1:15.250
6	18.431	24.458	23.932	1:06.821	2	18.817	24.784	24.258	1:07.859
7	18.470	<b>24.071</b>	23.642	<b>1:06.183</b>	3	18.709	24.717	24.440	1:07.866
8	18.445	24.306	<b>23.472</b>	1:06.223	4	18.917	24.779	<b>23.993</b>	1:07.689
<b>181 Liam WATERS (QLD) (15th)</b>					5	<b>18.532</b>	24.715	24.153	1:07.400
1	25.852	24.851	24.314	1:15.017	6	18.644	24.767	24.213	1:07.624
2	19.423	24.786	24.233	1:08.442	7	18.878	24.573	24.034	1:07.485
3	18.814	24.806	24.251	1:07.871	8	18.644	<b>24.539</b>	24.059	<b>1:07.242</b>
4	18.873	24.942	24.082	1:07.897	<b>444 Ryan MOSCARDINI (QLD) (24th)</b>				
5	18.727	24.524	24.218	1:07.469	1	27.636	25.918	25.387	1:18.941
6	<b>18.519</b>	24.677	24.034	<b>1:07.230</b>	2	19.796	25.582	25.592	1:10.970
7	18.902	<b>24.485</b>	<b>23.930</b>	1:07.317	3	19.784	25.618	25.523	1:10.925
8	18.842	24.572	24.148	1:07.562	4	<b>19.710</b>	25.357	<b>25.162</b>	<b>1:10.229</b>
<b>222 Lincoln KNIGHT (NSW) (21th)</b>					5	19.759	<b>25.248</b>	25.633	1:10.640
1	27.309	25.796	24.855	1:17.960	6	19.834	25.645	25.692	1:11.171
2	19.320	24.906	24.766	1:08.992	7	20.003	25.700	26.078	1:11.781
3	19.347	24.784	24.648	1:08.779	8	20.017	25.653	25.588	1:11.258
4	18.984	24.810	24.528	1:08.322					
5	<b>18.914</b>	<b>24.671</b>	<b>24.389</b>	<b>1:07.974</b>					
6	19.537	24.989	24.616	1:09.142					

The results are provisional until the end of the time limit for protests and appeals.

Chief Timekeeper - Scott Laing

Race Director - Tom Williams

Clerk of Course - Paul Hinds



[www.computime.com.au](http://www.computime.com.au)  
COMPUTIME RACE TIMING SYSTEMS PTY LTD





**Wakefield Park Raceway**  
**Round 3 : April 16 - 18**



FINANCIAL SERVICES  
**YAMAHA FINANCE R3 CUP**



ASBK.COM.AU

Date: 17/04/21  
 Event: R04  
 Weather: Partly cloudy - Temp: 18.3C  
 Track: Dry - Temp: 27.5C

**Race 1**

Started at: 16:14:07  
 Laps: 8  
 Starters: 25  
 Printed at: 16:29

**PROVISIONAL FASTEST LAPS SEQUENCE**

Lap	Race Pos	No	Name	Machine	Fastest Lap	On Lap
1	1	72	Ben BAKER (NSW)	Yamaha YZF-R3	1:10.604	1
2	1	72	Ben BAKER (NSW)	Yamaha YZF-R3	1:05.404	2
3	1	72	Ben BAKER (NSW)	Yamaha YZF-R3	1:05.127	3
5	1	72	Ben BAKER (NSW)	Yamaha YZF-R3	1:04.999	5

The results are provisional until the end of the time limit for protests and appeals.

Chief Timekeeper - Scott Lang

Race Director - Tom Williams

Clerk of Course - Paul Hinds



[www.computime.com.au](http://www.computime.com.au)  
**COMPUTIME RACE TIMING SYSTEMS PTY LTD**





# Wakefield Park Raceway

## Round 3 : April 16 - 18



FINANCIAL SERVICES  
YAMAHA FINANCE R3 CUP



Date: 17/04/21  
Event: R04  
Weather: Partly cloudy - Temp: 18.3C  
Track: Dry - Temp: 27.5C

### Race 1

Started at: 16:14:07  
Laps: 8  
Starters: 25  
Printed at: 16:29

### PROVISIONAL LAP SHEET

No	Lap Time	Gap	No	Lap Time	Gap	No	Lap Time	Gap	No	Lap Time	Gap	No	Lap Time	Gap
<b>Lap 1</b>			63	1:08.649	7.987	11	1:06.758	7.013	<b>Lap 6</b>			20	1:07.325	20.381
72	1:10.604		20	1:07.947	8.234	58	1:06.800	7.311	12	1:07.726	22.068	12	1:07.726	22.068
69	1:10.728	.124	12	1:08.424	8.341	35	1:06.741	7.591	72	1:05.008		25	1:07.445	22.585
36	1:11.991	1.387	91	1:07.635	8.617	22	1:06.526	7.636	69	1:06.233	4.417	45	1:08.250	27.289
121	1:12.002	1.398	25	1:07.937	9.224	99	1:07.223	8.169	39	1:06.669	9.182	222	1:08.495	28.210
3	1:12.245	1.641	45	1:08.511	10.385	110	1:07.535	12.102	36	1:06.677	9.316	279	1:08.616	28.220
11	1:12.540	1.936	279	1:09.271	10.907	355	1:07.689	12.237	121	1:06.821	9.538	91	1:09.444	42.665
39	1:12.653	2.049	222	1:08.992	10.944	49	1:07.455	12.701	11	1:06.292	9.626	444	1:11.781	43.203
78	1:13.092	2.488	444	1:10.970	13.903	181	1:07.897	12.800	3	1:06.202	9.741	<b>Lap 8</b>		
99	1:13.210	2.606	<b>Lap 3</b>			63	1:07.609	13.121	78	1:06.347	10.050	72	1:05.083	
58	1:13.484	2.880	72	1:05.127		20	1:07.914	13.736	58	1:06.458	10.325	69	1:06.192	6.600
35	1:13.796	3.192	69	1:05.991	1.288	12	1:07.963	13.785	35	1:06.732	10.658	36	1:05.833	11.412
22	1:14.658	4.054	39	1:07.013	4.821	25	1:07.310	14.473	99	1:07.175	11.840	39	1:06.156	11.621
181	1:15.017	4.413	121	1:07.275	4.870	91	1:08.673	14.709	110	1:07.142	16.403	121	1:06.223	11.841
110	1:15.187	4.583	36	1:06.773	4.978	45	1:08.508	17.170	49	1:07.410	17.246	3	1:06.143	11.986
355	1:15.250	4.646	3	1:06.970	5.260	222	1:08.322	17.626	355	1:07.624	17.254	78	1:06.325	12.293
63	1:15.346	4.742	78	1:07.106	5.472	279	1:08.863	18.149	181	1:07.230	17.492	11	1:06.452	12.758
49	1:15.748	5.144	11	1:07.236	5.547	444	1:10.229	24.638	63	1:07.413	17.832	58	1:06.078	12.777
12	1:15.925	5.321	58	1:07.057	5.803	<b>Lap 5</b>			20	1:07.097	18.076	35	1:06.774	13.602
20	1:16.295	5.691	35	1:06.488	6.142	72	1:04.999		22	1:14.835	19.212	99	1:07.808	16.526
91	1:16.990	6.386	99	1:07.076	6.238	69	1:06.000	3.192	12	1:07.834	19.362	110	1:07.216	20.639
25	1:17.295	6.691	22	1:06.376	6.402	39	1:06.418	7.521	25	1:08.298	20.160	49	1:07.044	21.445
279	1:17.644	7.040	355	1:07.866	9.840	36	1:06.488	7.647	45	1:08.527	24.059	355	1:07.242	21.878
45	1:17.882	7.278	110	1:07.558	9.859	121	1:06.261	7.725	279	1:08.456	24.624	181	1:07.562	22.268
222	1:17.960	7.356	181	1:07.871	10.195	11	1:06.328	8.342	222	1:09.142	24.735	63	1:07.450	22.499
444	1:18.941	8.337	49	1:07.769	10.538	3	1:07.085	8.547	444	1:11.171	36.442	20	1:07.866	23.164
<b>Lap 2</b>			63	1:07.944	10.804	78	1:06.772	8.711	91	1:25.620	38.241	12	1:07.651	24.636
72	1:05.404		12	1:07.900	11.114	58	1:06.563	8.875	<b>Lap 7</b>			25	1:07.205	24.707
69	1:05.704	.424	20	1:08.007	11.114	35	1:06.342	8.934	72	1:05.020		45	1:08.217	30.423
121	1:06.728	2.722	91	1:07.838	11.328	22	1:06.748	9.385	69	1:06.094	5.491	222	1:08.543	31.670
39	1:06.290	2.935	25	1:08.358	12.455	99	1:06.503	9.673	39	1:06.386	10.548	279	1:08.538	31.675
36	1:07.349	3.332	45	1:08.696	13.954	110	1:07.166	14.269	36	1:06.366	10.662	91	1:09.449	47.031
3	1:07.180	3.417	279	1:08.798	14.578	355	1:07.400	14.638	121	1:06.183	10.701	444	1:11.258	49.378
11	1:06.906	3.438	222	1:08.779	14.596	49	1:07.142	14.844	3	1:06.205	10.926			
78	1:06.409	3.493	444	1:10.925	19.701	181	1:07.469	15.270	78	1:06.021	11.051			
58	1:06.397	3.873	<b>Lap 4</b>			63	1:07.305	15.427	11	1:06.783	11.389			
99	1:07.087	4.289	72	1:05.292		20	1:07.250	15.987	58	1:06.477	11.782			
35	1:06.993	4.781	69	1:06.195	2.191	12	1:07.750	16.536	35	1:06.273	11.911			
22	1:06.503	5.153	39	1:06.573	6.102	25	1:07.396	16.870	99	1:06.981	13.801			
355	1:07.859	7.101	36	1:06.472	6.158	91	1:07.919	17.629	110	1:07.123	18.506			
110	1:08.249	7.428	3	1:06.493	6.461	45	1:08.369	20.540	49	1:07.258	19.484			
181	1:08.442	7.451	121	1:06.885	6.463	222	1:07.974	20.601	355	1:07.485	19.719			
49	1:08.156	7.896	78	1:06.758	6.938	279	1:08.026	21.176	181	1:07.317	19.789			
						444	1:10.640	30.279	63	1:07.320	20.132			

The results are provisional until the end of the time limit for protests and appeals.

Chief Timekeeper - Scott Laing

Race Director - Tom Williams

Clerk of Course - Paul Hinds



www.computime.com.au  
COMPUTIME RACE TIMING SYSTEMS PTY LTD





# Wakefield Park Raceway

## Round 3 : April 16 - 18



FINANCIAL SERVICES  
YAMAHA FINANCE R3 CUP



Date: 17/04/21  
Event: R04  
Weather: Partly cloudy - Temp: 18.3C  
Track: Dry - Temp: 27.5C

### Race 1


Started at: 16:14:07  
Laps: 8  
Starters: 25  
Printed at: 16:29


### PROVISIONAL LAP CHART

Name	Grid	1	2	3	4	5	6	7	8	Name
B. BAKER	72	72	72	72	72	72	72	72	72	B. BAKER
A. McDONALD	69	69	69	69	69	69	69	69	69	A. McDONALD
A. GRENFELL	36	36	121	39	39	39	39	39	36	A. GRENFELL
B. DEMMERY	11	121	39	121	36	36	36	36	39	G. NELSON
C. DUNKER	3	3	36	36	3	121	121	121	121	R. OUGHTRED
R. OUGHTRED	121	11	3	3	121	11	11	3	3	C. DUNKER
J. HATCH	99	39	11	78	78	3	3	78	78	C. GILMORE
G. NELSON	39	78	78	11	11	78	78	11	11	B. DEMMERY
V. FLEMING	35	99	58	58	58	58	58	58	58	L. QUINN
C. GILMORE	78	58	99	35	35	35	35	35	35	V. FLEMING
J. RUSSO	32	35	35	99	22	22	99	99	99	J. HATCH
L. WATERS	181	22	22	22	99	99	110	110	110	Z. PETTENDY
L. QUINN	58	181	355	355	110	110	49	49	49	J. FARNSWORTH
Z. PETTENDY	110	110	110	110	355	355	355	355	355	L. BROWN
Z. JOHNSON	22	355	181	181	49	49	181	181	181	L. WATERS
B. GAWITH	25	63	49	49	181	181	63	63	63	C. CLEGG
J. FARNSWORTH	49	49	63	63	63	63	20	20	20	J. NAHLOUS
L. BROWN	355	12	20	12	20	20	22	12	12	H. SNELL
C. CLEGG	63	20	12	20	12	12	12	25	25	B. GAWITH
J. NAHLOUS	20	91	91	91	25	25	25	45	45	J. PORT
Z. KINNA	7	25	25	25	91	91	45	222	222	L. KNIGHT
H. NELSON	279	279	45	45	45	45	279	279	279	H. NELSON
H. SNELL	12	45	279	279	222	222	222	91	91	T. AKSU
T. AKSU	91	222	222	222	279	279	444	444	444	R. MOSCARDINI
L. KNIGHT	222	444	444	444	444	444	91			
J. PORT	45									
R. MOSCARDINI	444									

The results are provisional until the end of the time limit for protests and appeals.

  
Chief Timekeeper - Scott Lang

  
Race Director - Tom Williams

  
Clerk of Course - Paul Hinds



[www.computime.com.au](http://www.computime.com.au)  
COMPUTIME RACE TIMING SYSTEMS PTY LTD







# Wakefield Park Raceway

## Round 3 : April 16 - 18



FINANCIAL SERVICES  
YAMAHA FINANCE R3 CUP



Date: 17/04/21  
Event: R04  
Weather: Partly cloudy - Temp: 18.3C  
Track: Dry - Temp: 27.5C

### Race 1

Started at: 16:14:07  
Laps: 8  
Starters: 25  
Printed at: 16:29


### PROVISIONAL BEST PARTIAL TIMES

Pos	Split 1		Split 2		Split 3		LAP		Ideal	Fastest
	Name	Time	Name	Time	Name	Time	Name	Time		
1	B. BAKER	18.043	B. BAKER	23.374	R. OUGHTRED	23.472	B. BAKER	1:04.919	1:04.999	
2	A. GRENFELL	18.108	A. McDONALD	23.576	B. BAKER	23.502	A. McDONALD	1:05.685	1:05.704	
3	C. DUNKER	18.259	Z. JOHNSON	23.722	C. GILMORE	23.635	C. GILMORE	1:05.772	1:06.021	
4	C. GILMORE	18.272	V. FLEMING	23.772	V. FLEMING	23.642	A. GRENFELL	1:05.786	1:05.833	
5	R. OUGHTRED	18.272	A. GRENFELL	23.809	C. DUNKER	23.654	C. DUNKER	1:05.786	1:06.143	
6	B. DEMMERY	18.296	L. QUINN	23.835	B. DEMMERY	23.770	R. OUGHTRE	1:05.815	1:06.183	
7	A. McDONALD	18.297	J. HATCH	23.848	L. QUINN	23.796	V. FLEMING	1:05.950	1:06.273	
8	G. NELSON	18.361	G. NELSON	23.851	G. NELSON	23.801	B. DEMMERY	1:05.960	1:06.292	
9	Z. PETTENDY	18.382	C. GILMORE	23.865	A. McDONALD	23.812	Z. JOHNSON	1:05.985	1:06.376	
10	L. QUINN	18.394	C. DUNKER	23.873	Z. JOHNSON	23.842	G. NELSON	1:06.013	1:06.156	
11	Z. JOHNSON	18.421	B. DEMMERY	23.894	A. GRENFELL	23.869	L. QUINN	1:06.025	1:06.078	
12	J. HATCH	18.423	R. OUGHTRED	24.071	J. HATCH	23.923	J. HATCH	1:06.194	1:06.503	
13	J. FARNSWORTH	18.443	J. FARNSWORTH	24.077	L. WATERS	23.930	J. FARNSWO	1:06.783	1:07.044	
14	J. NAHLOUS	18.499	J. NAHLOUS	24.142	C. CLEGG	23.966	Z. PETTENDY	1:06.822	1:07.123	
15	L. WATERS	18.519	Z. PETTENDY	24.189	L. BROWN	23.993	J. NAHLOUS	1:06.846	1:07.097	
16	L. BROWN	18.532	B. GAWITH	24.189	B. GAWITH	24.180	C. CLEGG	1:06.917	1:07.305	
17	V. FLEMING	18.536	C. CLEGG	24.389	J. NAHLOUS	24.205	L. WATERS	1:06.934	1:07.230	
18	H. SNELL	18.547	H. SNELL	24.414	H. NELSON	24.248	B. GAWITH	1:06.948	1:07.205	
19	C. CLEGG	18.562	T. AKSU	24.419	Z. PETTENDY	24.251	L. BROWN	1:07.064	1:07.242	
20	B. GAWITH	18.579	L. WATERS	24.485	J. FARNSWORTH	24.263	H. SNELL	1:07.312	1:07.651	
21	T. AKSU	18.763	H. NELSON	24.490	T. AKSU	24.345	T. AKSU	1:07.527	1:07.635	
22	J. PORT	18.779	J. PORT	24.529	H. SNELL	24.351	H. NELSON	1:07.674	1:08.026	
23	L. KNIGHT	18.914	L. BROWN	24.539	L. KNIGHT	24.389	L. KNIGHT	1:07.974	1:07.974	
24	H. NELSON	18.936	L. KNIGHT	24.671	J. PORT	24.722	J. PORT	1:08.030	1:08.217	
25	R. MOSCARDINI	19.710	R. MOSCARDINI	25.248	R. MOSCARDINI	25.162	R. MOSCARDI	1:10.120	1:10.229	

The results are provisional until the end of the time limit for protests and appeals.

  
Chief Timekeeper - Scott Laing

  
Race Director - Tom Williams

  
Clerk of Course - Paul Hinds



[www.computime.com.au](http://www.computime.com.au)  
COMPUTIME RACE TIMING SYSTEMS PTY LTD





# Wakefield Park Raceway

## Round 3 : April 16 - 18




FINANCIAL SERVICES  
YAMAHA FINANCE R3 CUP


### PROVISIONAL PROGRESSIVE ROUND POINTS




#### YAMAHA R3 CUP

Pos	No	Name	Rnd 3 Race 1	Total
1	72	Ben BAKER	25	25
2	69	Archie McDONALD	20	20
3	36	Angus GRENFELL	18	18
4	39	Glenn NELSON	17	17
5	121	Reece OUGHTRED	16	16
6	3	Cameron DUNKER	15	15
7	78	Caleb GILMORE	14	14
8	11	Brandon DEMMERY	13	13
9	58	Lucas QUINN	12	12
10	35	Varis FLEMING	11	11
11	99	Jacob HATCH	10	10
12	110	Zakary PETTENDY	9	9
13	49	Jake FARNSWORTH	8	8
14	355	Laura BROWN	7	7
15	181	Liam WATERS	6	6
16	63	Clay CLEGG	5	5
17	20	Jonathan NAHLOUS	4	4
18	12	Henry SNELL	3	3
19	25	Brodie GAWITH	2	2
20	45	Jamie PORT	1	1

  
Chief Timekeeper - Scott Lang

  
Race Director - Tom Williams

  
Clerk of Course - Paul Hinds



[www.computime.com.au](http://www.computime.com.au)  
COMPUTIME RACE TIMING SYSTEMS PTY LTD





# Wakefield Park Raceway

## Round 3 : April 16 - 18




FINANCIAL SERVICES  
YAMAHA FINANCE R3 CUP


### PROVISIONAL PROGRESSIVE SERIES POINTS




#### YAMAHA R3 CUP

Pos	No	Name	Rnd 2 Wint	Rnd 3 Race 1	Total
1	72	Ben BAKER	56	25	81
2	50	Carter THOMPSON	70		70
3	3	Cameron DUNKER	45	15	60
4	78	Caleb GILMORE	46	14	60
5	121	Reece OUGHTRED	43	16	59
6	11	Brandon DEMMERY	33	13	46
7	39	Glenn NELSON	22	17	39
8	99	Jacob HATCH	27	10	37
9	58	Lucas QUINN	24	12	36
10	59	Tom DRANE	35		35
11	49	Jake FARNSWORTH	26	8	34
12	25	Brodie GAWITH	30	2	32
13	110	Zakary PETTENDY	22	9	31
14	355	Laura BROWN	24	7	31
15	95	Matthew RINDEL	28		28
16	35	Varis FLEMING	16	11	27
17	63	Clay CLEGG	21	5	26
18	12	Henry SNELL	22	3	25
19	69	Archie McDONALD		20	20
20	36	Angus GRENFELL		18	18
21	20	Jonathan NAHLOUS	12	4	16
22	7	Zane KINNA	16		16
23	91	Taiyo AKSU	13		13
24	181	Liam WATERS	6	6	12
25	77	Sam DAVIS	6		6
26	45	Jamie PORT		1	1

  
Chief Timekeeper - Scott Laing

  
Race Director - Tom Williams

  
Clerk of Course - Paul Hinds



[www.computime.com.au](http://www.computime.com.au)  
COMPUTIME RACE TIMING SYSTEMS PTY LTD





# Wakefield Park Raceway Round 3 : April 16 - 18



FINANCIAL SERVICES  
YAMAHA FINANCE R3 CUP

## Race 1




Date: 17/04/21  
Event: R04  
Weather: Partly cloudy - Temp: 18.3C  
Track: Dry - Temp: 27.5C


Started at: 16:14:07  
Laps: 8  
Starters: 25  
Printed at: 16:29


### PROVISIONAL RACE INFORMATION

Time	Description
16:09:36	PIT EXIT CLOSED
16:09:56	SIGHTING LAP STARTED
16:10:54	BIKES ON GRID
16:11:33	WARM UP LAP STARTED
16:13:08	Rider 25 (Brodie GAWITH) CRASHED TURN 8 ON WARM UP LAP - RIDER UP
16:13:17	Rider 25 (Brodie GAWITH) - RESUMED
16:14:07	Event Start
16:14:59	Race Direction: Start under investigation
16:18:11	Race Direction: No Jump Starts
16:21:02	TRACK TEMPS: Finish - 26.5C / Int 1 - 23.7C / Int 2 - 21.3C
16:21:37	Rider 22 (Zackary JOHNSON) STOPPED TURN 1
16:22:53	Chequered Flag
16:26:34	Event Finish

The results are provisional until the end of the time limit for protests and appeals.

  
Chief Timekeeper - Scott Lang

  
Race Director - Tom Williams

  
Clerk of Course - Paul Hinds



[www.computime.com.au](http://www.computime.com.au)  
COMPUTIME RACE TIMING SYSTEMS PTY LTD

